



---

## UNLIMITED METALS

---

4350 Castleton Road  
London, ON, N6N 0A3

Voice: 519-457-4151

Fax: 519-457-1270

Email: [sales@unlimitedmetals.com](mailto:sales@unlimitedmetals.com)

---

## STOCK BOOK & REFERENCE GUIDE

---

# Unlimited Metals Stock Book & Reference Guide Index

---

	<u>Pages</u>
<b>STAINLESS STEEL</b>	
Bars	
- Round .....	2,3
- Square .....	4
- Flat .....	5,6,7,8
Structural	
- Angles .....	8
- Channel .....	9
Tubing	
- Square .....	9
Pipe .....	10
Sheet and Plate .....	11,12
 <b>ALUMINUM</b>	
Bars	
- Rounds .....	14,15
- Squares .....	16
- Flat .....	17,18,19,20
- Hexagonal .....	21
Structural	
- Angles .....	22,23
- Channel .....	24,25
- Tees .....	25
- I-Beam .....	26
- H-Beam & Wide Flange .....	26
Tubing	
- Round .....	27,28,29
- Square .....	30,31
- Rectangular .....	31
Pipe .....	32
Sheet and Plate .....	33,34,35
Tread Plate .....	36
 <b>SHEETS</b>	
Hot Rolled .....	38
Cold Rolled .....	39
Galvanized .....	40,41
Steel, Stainless, Aluminum Gauges & Weight Data .....	42,43

**Unlimited Metals  
Stock Book & Reference Guide  
Index**

---

	<u><b>Pages</b></u>
<b>PLATES</b>	
Definition of Common Grades .....	45,46
Hot Rolled .....	47,48,49
Checker (Floor Plate) .....	50
 <b>INFORMATION</b>	
Imperial to Metric Conversion Tables .....	52,53
Inches Converted to Decimal Parts of a Foot .....	54
Units for Approximate Weights of Various Metals .....	55



## STAINLESS STEEL

---

### Bars

- Round
- Square
- Flat

### Structural

- Angles
- Channel

### Tubing

- Square

### Pipe

### Sheet and Plate

**UNLIMITED**

**METALS**

# Stainless Steel Round

303: ASTM A581, ASTM A582, AMS 5640

304: ASTM A276, ASTM A479, ASME SA479

316: ASTM A276, ASTM A479, ASTM A580, AMS 5653

<u>Size</u>	<u>lbs/ft</u>	<u>303</u>	<u>304</u>	<u>316</u>	<u>416</u>	<u>440C</u>
1/16	.0104	x			x	
3/32	.0235	x			x	
1/8	.0418	x	x	x	x	x
5/32	.0653	x	x		x	
3/16	.0940	x	x	x	x	
7/32	.1279	x	x		x	
1/4	.1671	x	x	x	x	x
5/16	.2610	x	x	x	x	x
3/8	.3759	x		x	x	x
7/16	.5116	x		x	x	
1/2	.6682	x		x	x	x
9/16	.8457	x		x	x	
5/8	1.044	x		x	x	x
11/16	1.263	x		x	x	
3/4	1.504	x		x	x	x
13/16	1.765	x	x	x	x	
7/8	2.046	x	x	x	x	x
15/16	2.349	x	x	x	x	
1	2.673	x	x	x	x	x
1 1/8	3.383	x	x	x	x	x
1 3/16	3.769	x	x	x	x	
1 1/4	4.176	x	x	x	x	x
1 5/16	4.604	x	x	x	x	
1 3/8	5.053	x	x	x	x	
1 7/16	5.523	x	x	x	x	
1 1/2	6.014	x	x	x	x	x
1 9/16	6.526	x	x	x	x	
1 5/8	7.058	x	x	x	x	
1 11/16	7.612	x		x	x	
1 3/4	8.186	x	x	x	x	x
1 13/16	8.781	x			x	
1 7/8	9.397	x	x	x	x	
1 15/16	10.03			x	x	
2	10.69	x	x	x	x	x
2 1/8	12.07	x	x	x	x	
2 3/16	12.79	x	x	x	x	
2 1/4	13.53	x	x	x	x	x
2 5/16	14.29	x	x			
2 3/8	15.08	x	x	x	x	
2 7/16	15.88	x			x	
2 1/2	16.71	x	x	x	x	x
2 9/16	17.55	x				
2 5/8	18.42	x	x	x	x	
2 11/16	19.31	x				
2 3/4	20.21	x	x		x	x

## Stainless Steel Round

<u>Size</u>	<u>lbs/ft</u>	<u>303</u>	<u>304</u>	<u>316</u>	<u>416</u>	<u>440C</u>
2 7/8	22.09	x	x	x	x	
2 15/16	23.06	x		x		
3	24.06	x	x	x	x	x
3 1/8	26.10	x	x	x	x	
3 1/4	28.23	x	x	x	x	
3 3/8	30.45	x	x	x	x	
3 1/2	32.74	x	x	x	x	x
3 5/8	35.12	x	x	x	x	
3 3/4	37.59	x	x	x	x	
3 7/8	40.14	x	x	x		
4	42.77	x	x	x	x	x
4 1/8	45.48		x			
4 1/4	48.28	x	x	x	x	
4 3/8	51.16		x	x		
4 1/2	54.13	x	x	x	x	
4 5/8	57.18	x	x			
4 3/4	60.31		x	x	x	
4 7/8	63.52	x	x			
5	66.82	x	x	x	x	x
5 1/4	73.67		x			
5 1/2	80.86		x			
5 3/4	88.37		x			
6	96.22		x			x
6 1/4	104.40		x			
6 1/2	112.90		x			
6 3/4	121.80		x			
7	131.00		x			
7 1/4	140.50		x			
7 1/2	150.40		x			
7 3/4	160.50		x			
8	171.10		x			x



**Quality Products**

## Stainless Steel Square

303: ASTM A581, ASTM A582, AMS 5640

304: ASTM A276, ASTM A479, ASME SA479

<u>Size in Inches</u>	<u>Approx. lbs/ft</u>	<u>303</u>	<u>304</u>
1/8	.0531	x	x
3/16	.1196	x	x
1/4	.2127	x	x
5/16	.3323	x	x
3/8	.4786	x	x
7/16	.6514	x	x
1/2	.8508	x	x
9/16	1.077	x	x
5/8	1.329	x	x
3/4	1.914	x	x
7/8	2.606	x	x
1	3.403	x	x
1 1/8	4.307	x	x
1 1/4	5.318	x	x
1 3/8	6.434	x	x
1 1/2	7.657	x	x
1 5/8	8.987	x	x
1 3/4	10.420	x	x
1 7/8	11.960	x	x
2	13.610	x	x
2 1/4	17.230	x	x
2 1/2	21.270	x	x
2 3/4	25.740	x	x
3	30.630	x	x
3 1/4	35.950	x	x
3 1/2	41.690	x	x
3 3/4	47.860	x	x
4	54.450	x	x
5	85.080	x	x
5 1/2	102.900	x	x
6	122.500	x	x

**UNLIMITED**

**METALS**

# Stainless Steel Flat Bar

304/316: ASTM A276, ASTM A479, ASME SA479

<u>Size in Inches</u>	<u>Approx. lbs/ft</u>	<u>304</u>	<u>316</u>
1/8 x 1/4	.106	x	
1/8 x 3/8	.160	x	
1/8 x 1/2	.213	x	
1/8 x 3/4	.319	x	
1/8 x 1	.425	x	x
1/8 x 1 1/4	.531	x	x
1/8 x 1 1/2	.638	x	x
1/8 x 1 3/4	.744	x	x
1/8 x 2	.850	x	x
1/8 x 2 1/2	1.060	x	
1/8 x 3	1.280	x	x
1/8 x 4	1.700	x	x
3/16 x 3/8	.239	x	
3/16 x 1/2	.319	x	x
3/16 x 3/4	.479	x	x
3/16 x 1	.638	x	x
3/16 x 1 1/4	.797	x	x
3/16 x 1 1/2	.958	x	x
3/16 x 1 3/4	1.117	x	
3/16 x 2	1.276	x	x
3/16 x 2 1/4	1.436	x	
3/16 x 2 1/2	1.595	x	x
3/16 x 2 3/4	1.755	x	
3/16 x 3	1.914	x	x
3/16 x 4	2.552	x	x
3/16 x 6	3.829	x	
1/4 x 1/2	.426	x	x
1/4 x 3/4	.638	x	x
1/4 x 1	.851	x	x
1/4 x 1 1/4	1.064	x	x
1/4 x 1 1/2	1.276	x	x
1/4 x 1 3/4	1.489	x	x
1/4 x 2	1.702	x	x
1/4 x 2 1/4	1.914	x	x
1/4 x 2 1/2	2.127	x	x
1/4 x 2 3/4	2.340	x	x
1/4 x 3	2.552	x	x
1/4 x 3 1/2	2.978	x	x
1/4 x 4	3.403	x	x
1/4 x 4 1/2	3.829	x	
1/4 x 5	4.254	x	x
1/4 x 6	5.105	x	x
1/4 x 8	6.806	x	
5/16 x 3/8	.399	x	
5/16 x 1/2	.532	x	
5/16 x 3/4	.798	x	



# Stainless Steel Flat Bar

<u>Size in Inches</u>	<u>Approx. lbs/ft</u>	<u>304</u>	<u>316</u>
5/16 x 1	1.064	x	
5/16 x 1 1/4	1.329	x	
5/16 x 1 1/2	1.595	x	
5/16 x 1 3/4	1.861	x	
5/16 x 2	2.127	x	
5/16 x 2 1/2	2.659	x	
5/16 x 3	3.191	x	
5/16 x 4	4.254	x	
5/16 x 5	5.318	x	
5/16 x 6	6.381	x	
3/8 x 3/4	.958	x	x
3/8 x 1	1.276	x	x
3/8 x 1 1/4	1.595	x	x
3/8 x 1 1/2	1.914	x	x
3/8 x 1 3/4	2.233	x	x
3/8 x 2	2.552	x	x
3/8 x 2 1/2	3.191	x	x
3/8 x 3	3.829	x	x
3/8 x 3 1/2	4.467	x	x
3/8 x 4	5.105	x	x
3/8 x 5	6.381	x	x
3/8 x 6	7.657	x	x
3/8 x 8	10.210	x	
1/2 x 3/4	1.276	x	x
1/2 x 1	1.702	x	x
1/2 x 1 1/4	2.127	x	x
1/2 x 1 1/2	2.552	x	x
1/2 x 1 3/4	2.978	x	x
1/2 x 2	3.403	x	x
1/2 x 2 1/2	4.254	x	x
1/2 x 3	5.105	x	x
1/2 x 3 1/2	5.956	x	x
1/2 x 4	6.806	x	x
1/2 x 5	8.508	x	x
1/2 x 6	10.210	x	x
1/2 x 8	13.610	x	
5/8 x 1	2.130	x	x
5/8 x 1 1/4	2.659	x	
5/8 x 1 1/2	3.191	x	x
5/8 x 2	4.254	x	x
5/8 x 2 1/2	5.318	x	x
5/8 x 3	6.381	x	x
5/8 x 3 1/2	7.445	x	x
5/8 x 4	8.508	x	x
5/8 x 5	10.640	x	x
5/8 x 6	12.760	x	
3/4 x 1	2.552	x	x
3/4 x 1 1/4	3.191	x	

**UNLIMITED**

**METALS**

# Stainless Steel Flat Bar

<u>Size in Inches</u>	<u>Approx. lbs/ft</u>	<u>304</u>	<u>316</u>
3/4 x 1 1/2	3.829	x	x
3/4 x 1 3/4	4.467	x	
3/4 x 2	5.105	x	x
3/4 x 2 1/4	5.743	x	
3/4 x 2 1/2	6.381	x	x
3/4 x 2 3/4	7.019	x	
3/4 x 3	7.657	x	x
3/4 x 3 1/2	8.933	x	
3/4 x 4	10.210	x	x
3/4 x 5	12.760	x	x
3/4 x 6	15.310	x	x
3/4 x 8	20.420	x	
1 x 1 1/4	4.254	x	
1 x 1 1/2	5.105	x	x
1 x 1 3/4	5.956	x	
1 x 2	6.806	x	x
1 x 2 1/4	7.657	x	
1 x 2 1/2	8.508	x	x
1 x 3	10.210	x	x
1 x 3 1/2	11.910	x	
1 x 4	13.610	x	x
1 x 5	17.020	x	x
1 x 6	20.42	x	x
1 x 8	27.23	x	
1 1/4 x 1 1/2	6.381	x	
1 1/4 x 2	8.508	x	x
1 1/4 x 2 1/2	10.64	x	
1 1/4 x 3	12.76	x	x
1 1/4 x 3 1/2	14.89	x	
1 1/4 x 4	17.02	x	x
1 1/4 x 5	21.27	x	
1 1/4 x 6	25.52	x	x
1 1/2 x 2	10.21	x	
1 1/2 x 2 1/2	12.76	x	
1 1/2 x 3	15.31	x	x
1 1/2 x 3 1/2	17.87	x	
1 1/2 x 4	20.42	x	
1 1/2 x 5	25.52	x	x
1 1/2 x 6	30.63	x	x
1 3/4 x 2	11.91	x	
1 3/4 x 3	17.87	x	
1 3/4 x 4	23.82	x	
1 3/4 x 6	35.73	x	
2 x 2 1/2	17.02	x	
2 x 3	20.42	x	x
2 x 4	27.23	x	x
2 x 5	34.03	x	
2 x 6	40.84	x	x
2 1/2 x 3	25.52	x	

**UNLIMITED**

**METALS**

## Stainless Steel Flat Bar

<u>Size in Inches</u>	<u>Approx. lbs/ft</u>	<u>304</u>	<u>316</u>
2 1/2 x 4	34.03	x	
2 1/2 x 5	42.54	x	
2 1/2 x 6	51.05	x	
3 x 3 1/2	35.73	x	
3 x 4	40.84	x	x
3 x 5	51.05	x	
3 x 6	61.26	x	

## Stainless Steel Angle

304/316: ASTM A276, ASTM A479, ASME SA479

<u>Size in Inches</u>	<u>Approx. lbs/ft</u>	<u>304</u>	<u>316</u>
3/4 x 3/4 x 1/8	.59	x	x
1 x 1 x 1/8	.80	x	x
1 x 1 x 3/16	1.16	x	x
1 x 1 x 1/4	1.49	x	x
1 1/4 x 1 1/4 x 1/8	1.01	x	x
1 1/4 x 1 1/4 x 3/16	1.48	x	x
1 1/4 x 1 1/4 x 1/4	1.92	x	x
1 1/2 x 1 1/2 x 1/8	1.23	x	x
1 1/2 x 1 1/2 x 3/16	1.80	x	x
1 1/2 x 1 1/2 x 1/4	2.34	x	x
2 x 2 x 1/8	1.65	x	x
2 x 2 x 3/16	2.44	x	x
2 x 2 x 1/4	3.19	x	x
2 x 2 x 3/8	4.70	x	x
2 1/2 x 2 1/2 x 3/16	3.07	x	x
2 1/2 x 2 1/2 x 1/4	4.10	x	x
2 1/2 x 2 1/2 x 3/8	5.90	x	x
3 x 3 x 1/4	4.90	x	x
3 x 3 x 5/16	6.10	x	
3 x 3 x 3/8	7.20	x	x
3 1/2 x 3 1/2 x 1/4	5.80	x	
4 x 4 x 1/4	6.60	x	x
4 x 4 x 3/8	9.80	x	x
4 x 4 x 1/2	12.80	x	

## Stainless Steel Channel

304: ASTM A276, ASTM A479, ASME SA479

<u>Size in Inches</u>	<u>Approx. lbs/ft</u>
2 x 1 x 1/4	2.60
3 x 1 3/8 x 3/16	4.19
3 x 1 1/2 x 1/4	4.75
4 x 1 3/4 x 1/4	6.69
5 x 1 7/8 x 3/8	10.43
6 x 1.9 x .343	8.32

## Stainless Steel Tubing - Square

304: ASTM A-544

<u>O.D in Inches</u>	<u>Wall Decimal</u>	<u>lbs/ft</u>
1 x 1	.049	.630
	.062	.827
	.120	1.436
1 1/4 x 1 1/4	.062	1.050
	.083	1.370
	.120	1.844
1 1/2 x 1 1/2	.062	1.270
	.083	1.610
	.120	2.522
2 x 2	.062	1.710
	.083	2.140
	.120	3.068
	.188	4.455
	.250	6.010
2 1/2 x 2 1/2	.120	3.880
	.188	6.903
3 x 3	.120	4.700
	.188	6.903
	.250	10.000
4 x 4	.120	6.260
	.188	9.270
	.250	12.680

**Mill Certificates Available**

# 304 Stainless Steel Pipe

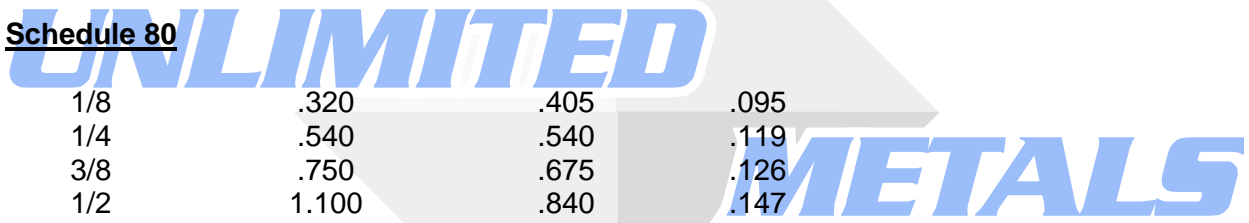
---

## Schedule 40

<u>Nominal</u>	<u>Approx. lbs/ft</u>	<u>O.D. in Inches</u>	<u>Wall</u>
1/8	.250	.405	.068
1/4	.430	.540	.088
3/8	.570	.675	.091
1/2	.860	.840	.109
3/4	1.14	1.050	.113
1	1.70	1.315	.133
1 1/4	2.29	1.660	.140
1 1/2	2.74	1.900	.145
2	3.70	2.375	.154
2 1/2	5.85	2.875	.203
3	7.65	3.500	.216
3 1/2	9.19	4.000	.226
4	10.89	4.500	.237
5	14.75	5.563	.258
6	19.15	6.625	.280
8	28.82	8.625	.322
10	40.86	10.750	.365
12	50.03	12.750	.375

## Schedule 80

1/8	.320	.405	.095
1/4	.540	.540	.119
3/8	.750	.675	.126
1/2	1.100	.840	.147
3/4	1.490	1.050	.154
1	2.190	1.315	.179
1 1/4	3.030	1.660	.191
1 1/2	3.670	1.900	.200
2	5.070	2.375	.218
2 1/2	7.660	2.875	.276
3	10.250	3.500	.300
3 1/2	12.510	4.000	.318
4	14.980	4.500	.337
5	20.780	5.563	.375
6	28.570	6.625	.432
8	43.390	8.625	.500
10	64.330	10.750	.593
12	88.510	12.750	.687

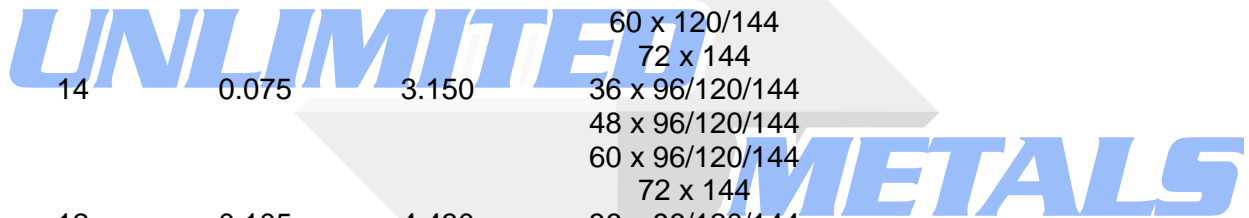


## Stainless Steel Sheet – Finishes 2B, #3, #4

Type 304: ASTM A240, ASME SA240

Type 316: ASTM A240, ASME SA240

<u>Gauge</u>	<u>Decimal</u>	<u>lbs/sqft</u>	<u>Sheet Size</u>
28	0.0160	.672	36 x 96/120
26	0.0180	.756	36 x 96/120/144 48 x 96/120
24	0.0235	1.008	30 x 120 36 x 96/120 48 x 96/120
22	0.0290	1.260	30 x 120 36 x 96/120 48 x 96/120/144
20	0.0355	1.490	30 x 96/120 36 x 96/120/144 48 x 96/120/144
18	0.0480	2.020	60 x 120/144 36 x 96/120/144 48 x 96/120/144
16	0.0595	2.500	60 x 120/144 36 x 96/120/144 48 x 96/120 60 x 120/144
14	0.075	3.150	72 x 144 36 x 96/120/144 48 x 96/120/144 60 x 96/120/144
12	0.105	4.430	72 x 144 36 x 96/120/144 48 x 96/120/144 60 x 96/120/144
11	0.120	5.040	72 x 144 36 x 96/120/144 48 x 96/120/144 60 x 96/120/144
10	0.135	5.670	72 x 144 36 x 96/120/144 48 x 96/120/144 60 x 96/120/144
7	0.188	7.870	72 x 144 48 x 96/120/144 60 x 120



# Stainless Steel Plate

Grades: 304, 304L, 316, 316L

Hot Rolled, Annealed & Pickled

ASTM A240, ASME SA240, QQS 766

<u>Thickness in Inches</u>	<u>Width in Inches</u>	<u>lbs/sqft</u>
3/16	48	8.579
	60	
1/4	48	11.162
	60	
	72	
	48	13.750
5/16	48	13.750
	60	
	48	16.500
3/8	48	16.500
	60	
	72	
	48	21.663
1/2	48	21.663
	60	
	72	
5/8	48	26.830
	72	
	96	
3/4	48	32.123
	72	
	96	
7/8	72	37.291
	96	
1	72	42.670
	96	
	120	
	72	53.000
1 1/4	96	
	72	63.340
1 1/2	96	
	72	73.672
1 3/4	72	73.672
	72	84.010
2	96	
	48	94.780
2 1/4	72	105.113
	96	
3	72	126.301
	96	
3 1/2	60	149.327
	96	
4	60	168.264

**UNLIMITED**

**METALS**

# ALUMINUM

---

## Bars

- Round
- Square
- Flat
- Hexagonal

## Structural

- Angles
- Channel
- Tees
- I-Beam
- H-Beam

## Tubing

- Round
- Square
- Rectangular

## Pipe

## Sheet and Plate

## Tread Plate





## Aluminum Rounds

2011 T3 Cold Finished (QQA 225/3, ASTM B211)  
 2017 T4, T451 Cold Finished (QQA 225/5, AMS 4118)  
 2024 T4, T351 Cold Finished (QQA 225/6, AMS 4120)  
 6061 T6, T651 Cold Finished (QQA 225/8, AMS 4117)  
 6061 T6511 Extruded (QQA 200/8, AMS 4173)  
 7075 T6, T651 Cold Finished (QQA 225/9, AMS 4123)

<u>Diameter</u>	<u>Weight in Pounds</u>	
<u>Size Inches</u>	<u>Per Foot</u>	<u>12' Bar</u>
1/8	.015	.181
3/16	.034	.407
7/32	.046	.553
1/4	.060	.723
9/32	.076	.915
5/16	.094	1.13
3/8	.136	1.63
13/32	.159	1.91
7/16	.184	2.21
15/32	.212	2.54
1/2	.241	2.89
9/16	.305	3.66
5/8	.376	4.52
11/16	.455	5.47
3/4	.542	6.50
13/16	.636	7.63
7/8	.738	8.85
15/16	.847	10.2
1	.954	11.45
1 1/16	1.080	12.96
1 1/8	1.210	14.52
1 3/16	1.350	16.20
1 1/4	1.490	17.88
1 5/16	1.640	19.68
1 3/8	1.800	21.60
1 1/2	2.150	25.80
1 5/8	2.540	30.48
1 3/4	2.920	35.04
1 7/8	3.360	40.32
2	3.810	45.72
2 1/8	4.310	51.72
2 1/4	4.830	57.96
2 3/8	5.390	64.68
2 1/2	5.960	71.52
2 5/8	6.570	78.84
2 3/4	7.220	86.64
2 7/8	7.890	94.68

## Aluminum Rounds

---

<u>Diameter</u>	<u>Weight in Pounds</u>		
	<u>Size Inches</u>	<u>Per Foot</u>	<u>12' Bar</u>
3		8.580	102.96
3 1/4		10.100	121.20
3 1/2		11.700	140.40
3 3/4		13.500	162.00
4		15.210	182.52
4 1/4		17.200	206.40
4 1/2		19.300	231.60
4 3/4		21.500	258.00
5		23.900	286.80
5 1/4		26.300	315.60
5 1/2		28.900	346.80
5 3/4		31.600	379.20
6		34.400	412.80
6 1/4		37.200	446.40
6 1/2		40.300	483.60
6 3/4		43.500	522.00
7		46.700	560.40
7 1/2		53.700	644.40
7 3/4		57.080	684.96
8		61.100	733.20
8 1/2		66.800	801.60
9		75.000	900.00
9 1/2		83.400	1000.80
10		92.500	1110.00
11		112.00	1344.00
12		133.00	1596.00

**UNLIMITED**

**METALS**

***Call for full bars or cut to size requirements.***

# Aluminum Squares

2024 T351, T4 Cold Finished (QQA 225/6, AMS 4120)

6061 T6511 Extruded (QQA 200/8, AMS 4173)

6063 T52 Extruded (QQA 200/9, ASTM B221)

<u>Size of Square</u>	<u>Weight in Pounds</u>	
	<u>In Inches</u>	<u>Per Foot</u>
1/4	.076	.91
3/8	.171	2.05
7/16	.233	2.80
1/2	.304	3.65
9/16	.384	4.61
5/8	.474	5.69
3/4	.683	8.20
7/8	.930	11.16
1	1.220	14.64
1 1/8	1.530	18.36
1 1/4	1.900	22.80
1 1/2	2.730	32.76
1 5/8	3.210	38.52
1 3/4	3.720	44.64
2	4.860	58.32
2 1/4	6.150	73.80
2 1/2	7.590	91.08
2 5/8	8.370	100.44
2 3/4	9.190	110.28
3	10.90	130.80
3 1/4	12.90	154.80
3 1/2	14.90	178.80
4	19.40	232.80
5	29.38	352.56
6	42.36	508.32

**UNLIMITED**

**METALS**

# Aluminum Flat Bar

2024 T351, T4 Cold Finished (QQA 225/6, AMS 4120)

6061 T6511 Extruded (QQA 200/8, AMS 4173)

6063 T52 Extruded (QAA 200/9, ASTM B221)

<u>Size in Inches</u>		<u>lbs/ft</u>	<u>2024</u>	<u>6061</u>	<u>6063</u>
1/8	x 1/2	.075	X	X	X
	x 5/8	.095	X	X	X
	x 3/4	.1104	X	X	X
	x 1	.151	X	X	X
	x 1 1/4	.190	X	X	X
	x 1 1/2	.228	X	X	X
	x 1 3/4	.258		X	X
	x 2	.304	X	X	X
	x 2 1/2	.368		X	X
	x 3	.441		X	X
	x 3 1/2	.515			X
	x 4	.588			X
	x 5	.735			X
	3/16	x 1/2	.114	X	X
x 3/4		.171	X	X	X
x 1		.228	X	X	X
x 1 1/4		.285	X	X	X
x 1 1/2		.342	X	X	X
x 1 3/4		.387		X	
x 2		.455	X	X	X
x 2 1/2		.552		X	X
x 3		.683	X	X	
x 3 1/2		.773		X	
x 4		.883		X	
1/4		x 1/2	.150	X	X
	x 5/8	.190	X	X	X
	x 3/4	.228	X	X	X
	x 1	.300	X	X	X
	x 1 1/4	.379	X	X	X
	x 1 1/2	.449	X	X	X
	x 1 3/4	.524	X	X	X
	x 2	.599	X	X	X
	x 2 1/4	.662		X	X
	x 2 1/2	.749	X	X	X
	x 2 3/4	.809		X	
	x 3	.911	X	X	X
	x 3 1/4	.957		X	
	x 3 1/2	1.030		X	X
	x 4	1.220	X	X	X
	x 4 1/2	1.320		X	
	x 5	1.470		X	
	x 6	1.800	X	X	X



# Aluminum Flat Bar

<u>Size in Inches</u>		<u>lbs/ft</u>	<u>2024</u>	<u>6061</u>	<u>6063</u>
1/4	x 8	2.350		X	
	x 10	2.940		X	
5/16	x 1/2	.190	X	X	
	x 3/4	.285	X	X	
	x 1	.379	X	X	X
	x 1 1/4	.460		X	
	x 1 1/2	.569	X	X	
	x 2	.759	X	X	
	x 3	1.140	X	X	
3/8	x 1/2	.228	X	X	X
	x 3/4	.342	X	X	X
	x 1	.455	X	X	X
	x 1 1/4	.569	X	X	X
	x 1 1/2	.683	X	X	X
	x 1 3/4	.797	X	X	
	x 2	.911	X	X	X
	x 2 1/2	1.140	X	X	X
	x 3	1.370	X	X	X
	x 3 1/2	1.540		X	
	x 4	1.820	X	X	
	x 4 1/2	1.990		X	
	x 5	2.200		X	
	x 6	2.730	X	X	
	x 7	3.100		X	
	x 8	3.530		X	
	x 10	4.420		X	
1/2	x 5/8	.379	X	X	X
	x 3/4	.455	X	X	X
	x 1	.608	X	X	X
	x 1 1/4	.759	X	X	X
	x 1 1/2	.911	X	X	X
	x 1 3/4	1.060	X	X	
	x 2	1.220	X	X	X
	x 2 1/4	1.330		X	
	x 2 1/2	1.510	X	X	X
	x 2 3/4	1.620		X	
	x 3	1.820	X	X	X
	x 3 1/2	2.060		X	
	x 4	2.430	X	X	
	x 5	2.950		X	
	x 6	3.640	X	X	
	x 8	4.710		X	
	x 10	5.890		X	
x 12	7.070		X		

**UNLIMITED**

**METALS**

# Aluminum Flat Bar

<u>Size in Inches</u>		<u>lbs/ft</u>	<u>2024</u>	<u>6061</u>	<u>6063</u>
5/8	x 1	.759	X	X	
	x 1 1/4	.949	X	X	
	x 1 1/2	1.140	X	X	
	x 1 3/4	1.290		X	
	x 2	1.510	X	X	
	x 2 1/2	1.840		X	
	x 3	2.280	X	X	
	x 4	3.040	X	X	
	x 5	3.750		X	
x 6	4.410		X		
3/4	x 1	.911	X	X	
	x 1 1/4	1.140	X	X	
	x 1 1/2	1.370	X	X	X
	x 1 3/4	1.590	X	X	
	x 2	1.820	X	X	X
	x 2 1/4	2.020		X	
	x 2 1/2	2.280	X	X	X
	x 2 3/4	2.430		X	
	x 3	2.730	X	X	X
	x 3 1/2	3.190	X	X	
	x 4	3.640	X	X	
	x 5	4.410		X	
	x 6	5.460	X	X	
	x 8	7.070		X	
	x 10	8.830		X	
x 12	10.600		X		
7/8	x 1	1.030		X	
	x 1 1/2	1.550		X	
	x 2	2.060		X	
1	x 1 1/4	1.510	X	X	
	x 1 1/2	1.820	X	X	X
	x 1 3/4	2.130	X	X	
	x 2	2.430	X	X	X
	x 2 1/4	2.650		X	
	x 2 1/2	3.040	X	X	
	x 2 3/4	3.240		X	
	x 3	3.640	X	X	
	x 3 1/2	4.250	X	X	
	x 4	4.860	X	X	
	x 5	6.080	X	X	
	x 6	7.290	X	X	
	x 8	9.430		X	
	x 10	11.800		X	
	x 12	14.120		X	

**UNLIMITED**

**METALS**

# Aluminum Flat Bar

<u>Size in Inches</u>		<u>lbs/ft</u>	<u>2024</u>	<u>6061</u>	<u>6063</u>		
1 1/4	x 1 1/2	2.250	x	x			
	x 2	3.000	x	x			
	x 2 1/2	3.790	x	x			
	x 3	4.550	x	x			
	x 4	6.080	x	x			
	x 6	9.000		x			
	x 8	11.800		x			
	x 10	14.700		x			
	x 12	17.700		x			
1 1/2	x 2	3.640	x	x			
	x 2 1/2	4.550	x	x			
	x 3	5.460	x	x			
	x 3 1/2	6.180		x			
	x 4	7.290	x	x			
	x 5	8.830		x			
	x 6	10.900	x	x			
	x 8	14.100		x			
	x 10	17.600		x			
	x 12	21.200		x			
	1 3/4	x 2	4.250	x	x		
2		x 2 1/2	6.080	x	x		
		x 3	7.290	x	x		
		x 3 1/2	8.240		x		
		x 4	9.720	x	x		
		x 5	12.100	x	x		
		x 6	14.600	x	x		
		x 8	18.900		x		
		x 10	23.600		x		
		x 12	28.300		x		
		2 1/2	x 3	9.110	x	x	
			x 4	12.200	x	x	
			x 5	15.200	x	x	
x 6	18.200		x	x			
3	x 3 1/2	12.350		x			
	x 4	14.600	x	x			
	x 5	18.200	x	x			
	x 6	21.900	x	x			

**UNLIMITED**

**METALS**

# Aluminum Hexagons

<u>Size in Inches</u>	<u>lbs/ft</u>	<u>2011 T</u>	<u>2017 T451</u>	<u>6061 T651</u>
3/16	.037		X	
1/4	.066	X	X	
5/16	.103	X	X	
11/32	.126	X		
3/8	.149	X	X	
7/16	.203	X	X	
1/2	.265	X	X	X
9/16	.335	X	X	
5/8	.415	X	X	X
11/16	.502	X	X	
3/4	.598	X	X	X
13/16	.701	X	X	
7/8	.814	X	X	X
15/16	.934	X	X	
1	1.060	X	X	X
1 1/16	1.200	X	X	
1 1/8	1.340	X	X	X
1 3/16	1.490		X	
1 1/4	1.660	X	X	X
1 5/16	1.810		X	
1 3/8	2.010	X	X	X
1 1/2	2.390	X	X	X
1 5/8	2.810	X	X	
1 3/4	3.250	X	X	X
1 7/8	3.740	X	X	
2	4.250	X	X	X
2 1/4	5.330		X	X
2 1/2	6.570		X	X
2 3/4	7.960		X	X
3	9.460		X	



***Rapid Precise Efficient Processing***



# Aluminum Angle

6061 T6 Extruded, structural (QQA 200/16, AMS 4113)

6061 T6 Extruded, round corner (QQA 200/8, AMS 4150)

6063 T52 Extruded, sharp corners (QQA 200/9, ASTM B221) 6063 is in 16 foot lengths

<u>Size (in inches)</u>	<u>lbs/ft</u>	<u>20' Bar</u>
1/2 x 1/2 x 1/16	.070	1.40
1/2 x 1/2 x 1/8	.131	2.62
5/8 x 5/8 x 1/8	.168	3.36
3/4 x 3/4 x 1/16	.107	2.14
3/4 x 3/4 x 1/8	.206	4.12
1 x 1/2 x 1/8	.206	4.12
1 x 3/4 x 1/8	.244	4.88
1 x 1 x 1/16	.145	2.90
1 x 1 x 1/8	.281	5.62
1 x 1 x 3/16	.409	8.18
1 x 1 x 1/4	.514	10.28
1 1/4 x 1 1/4 x 1/8	.356	7.12
1 1/4 x 1 1/4 x 3/16	.522	10.44
1 1/4 x 1 1/4 x 1/4	.660	13.20
1 1/2 x 1 1/4 x 1/8	.387	7.74
1 1/2 x 1 1/4 x 3/16	.570	11.40
1 1/2 x 1 1/4 x 1/4	.740	14.80
1 1/2 x 1 1/2 x 1/8	.431	8.62
1 1/2 x 1 1/2 x 3/16	.632	12.64
1 1/2 x 1 1/2 x 1/4	.810	16.20
1 3/4 x 1 3/4 x 1/8	.510	10.20
1 3/4 x 1 3/4 x 3/16	.740	14.80
1 3/4 x 1 3/4 x 1/4	.960	19.20
2 x 1 1/2 x 1/8	.506	10.12
2 x 1 1/2 x 3/16	.731	14.62
2 x 1 1/2 x 1/4	.960	19.20
2 x 2 x 1/8	.581	11.62
2 x 2 x 3/16	.860	17.20
2 x 2 x 1/4	1.130	22.60
2 x 2 x 5/16	1.360	27.20
2 x 2 x 3/8	1.610	32.20
2 1/2 x 1 1/2 x 3/16	.850	17.00
2 1/2 x 1 1/2 x 1/4	1.110	22.20
2 1/2 x 2 x 3/16	.961	19.22
2 1/2 x 2 x 1/4	1.260	25.20
2 1/2 x 2 1/2 x 1/8	.731	14.62
2 1/2 x 2 1/2 x 3/16	1.070	21.40
2 1/2 x 2 1/2 x 1/4	1.400	28.00
2 1/2 x 2 1/2 x 3/8	2.050	41.00
3 x 2 x 3/16	1.070	21.40
3 x 2 x 1/4	1.400	28.00
3 x 2 1/2 x 1/4	1.540	30.80
3 x 3 x 1/8	.881	17.62
3 x 3 x 3/16	1.310	26.20

## Aluminum Angle

---

<u>Size (in inches)</u>	<u>lbs/ft</u>	<u>20' Bar</u>
3 x 3 x 1/4	1.680	33.60
3 x 3 x 5/16	2.080	41.60
3 x 3 x 3/8	2.470	49.40
3 x 3 x 1/2	3.410	68.20
3 1/2 x 2 1/2 x 1/4	1.680	33.63
3 1/2 x 3 1/2 x 1/4	1.990	39.80
3 1/2 x 3 1/2 x 5/16	2.460	49.20
3 1/2 x 3 1/2 x 3/8	2.930	58.60
3 1/2 x 3 1/2 x 1/2	3.830	76.60
4 x 3 x 1/4	1.990	39.80
4 x 3 x 3/8	2.930	58.60
4 x 3 x 1/2	3.830	76.60
4 x 4 x 1/4	2.280	45.60
4 x 4 x 3/8	3.380	67.60
4 x 4 x 1/2	4.410	88.20
5 x 3 x 1/4	2.280	45.60
5 x 3 x 3/8	3.350	67.00
5 x 3 x 1/2	4.400	88.00
5 x 5 x 3/8	4.280	85.60
5 x 5 x 1/2	5.580	111.60
6 x 4 x 3/8	4.240	84.80
6 x 4 x 1/2	5.580	111.60
6 x 6 x 3/8	5.120	102.40
6 x 6 x 1/2	6.750	135.00
6 x 6 x 3/4	10.100	202.00
8 x 8 x 1/2	9.140	182.80
8 x 8 x 3/4	13.500	270.00
8 x 8 x 1	18.000	360.00

**UNLIMITED**

**METALS**

***Service-Oriented Staff***

# Aluminum Channel

6061 T6 (QQA 200/16, ASTM B308, AMS 4113)

<u>Size in Inches</u>	<u>lbs/ft</u>	<u>20' Bar</u>
2 x 1 x .130	.577	11.54
2 x 1.25 x .170	1.070	21.40
3 x 1.50 x .130	1.140	22.80
3 x 1.41 x .170	1.420	28.40
3 x 1.75 x .170	1.600	32.00
3 x 1.50 x .258	1.730	34.60
3 x 1.60 x .356	2.070	41.40
4 x 2 x .150	1.740	34.80
4 x 1.58 x .180	1.850	37.00
4 x 2.25 x .190	2.330	46.60
4 x 1.65 x .247	2.160	43.20
4 x 1.72 x .320	2.500	50.00
5 x 2.25 x .150	2.210	44.20
5 x 1.75 x .190	2.320	46.40
5 x 2.75 x .190	3.090	61.80
5 x 1.89 x .325	3.110	62.20
5 x 2.032 x .472	3.975	79.50
6 x 2.50 x .170	2.830	56.60
6 x 1.92 x .200	2.830	56.60
6 x 3.25 x .210	4.030	80.60
6 x 1.95 x .225	3.000	60.00
6 x 2.03 x .314	3.630	72.60
6 x 2.16 x .437	4.500	90.00
7 x 2.75 x .170	3.210	64.20
7 x 3.50 x .210	4.720	94.40
8 x 3.00 x .190	4.150	83.00
8 x 2.29 x .250	4.250	85.00
8 x 3.75 x .250	5.790	115.80
8 x 2.343 x .303	4.750	95.00
8 x 2.527 x .487	6.480	129.60
9 x 3.25 x .230	4.980	99.60
9 x 4.00 x .290	6.970	139.40
10 x 2.60 x .240	5.280	105.60
10 x 3.50 x .250	6.140	122.80
10 x 4.25 x .310	8.360	167.20
10 x 2.886 x .526	8.640	172.80
12 x 4.00 x .290	8.270	165.40
12 x 2.96 x .300	7.410	148.20
12 x 5.00 x .350	11.820	236.40
12 x 3.047 x .387	8.640	172.80

**UNLIMITED**

**METALS**

## Aluminum Channel

6063 T52 Channel (QQA 200/9, ASTM B221)

<u>Size in Inches</u>	<u>lbs/ft</u>	<u>16' Bar</u>
1/2 x 3/8 x 1/8	.150	2.40
1/2 x 1/2 x 3/32	.148	2.37
1/2 x 3/4 x 1/8	.263	4.21
5/8 x 5/8 x 1/8	.243	3.89
3/4 x 3/8 x 1/8	.186	2.98
3/4 x 5/8 x 1/8	.263	4.21
3/4 x 3/4 x 1/8	.299	4.78
1 x 1/2 x 1/8	.262	4.19
1 x 1 x 1/8	.413	6.61
1 1/4 x 1/2 x 1/8	.299	4.78
1 1/4 x 3/4 x 1/8	.375	6.00
1 1/4 x 1 1/4 x 1/8	.526	8.42
1 1/2 x 1/2 x 1/8	.336	5.38
1 1/2 x 3/4 x 1/8	.405	6.48
1 3/4 x 1/2 x 1/8	.376	6.02
1 3/4 x 3/4 x 1/8	.450	7.20
1 3/4 x 1 x 1/8	.526	8.42
2 x 1/2 x 1/8	.413	6.61
2 x 1 x 1/8	.563	9.01
2 x 1 x 3/16	.702	11.23
2 x 2 x 1/8	.846	13.54
2 x 2 x 1/4	1.670	26.72
2 1/4 x 7/8 x 1/8	.562	8.99
2 3/8 x 1 1/4 x 3/16	1.010	16.16
2 1/2 x 1 1/2 x 1/8	.787	12.59
3 x 1/2 x 1/8	.563	9.01
3 x 1 x 1/8	.713	11.41
5 x 2 x 3/16	1.950	31.20

## Aluminum Tee Bar

6061 T6 – QQA 200/16 – 25' lengths

6063 T52 – QQA 200/9 – 25' lengths

<u>Size in Inches</u>	<u>lbs/ft</u>	<u>6061 T6</u>	<u>6063 T52</u>
3/4 x 3/4 x 1/8	.202		x
1 x 1 x 1/8	.274		x
1 1/4 x 7/8 x 1/8	.294		x
1 1/2 x 1 1/2 x 1/4	.825		x
2 x 3/4 x 1/8	.386		x
2 x 2 x 3/4	1.260	x	x
3 x 3 x 3/8	2.720	x	

## Aluminum I-Beam

6061 T6 – QQA 200/16, ASTM B308, AMS 4113

<u>Size in Inches</u>	<u>lbs/ft</u>	<u>Size in Inches</u>	<u>lbs/ft</u>
3 x .130 x 2.500	1.640	6 x .190 x 4.000	4.030
3 x .150 x 2.500	2.030	6 x .210 x 4.000	4.692
3 x .170 x 2.330	1.994	6 x .230 x 3.330	4.421
3 x .251 x 2.411	2.310	6 x .343 x 3.443	5.220
3 x .349 x 2.509	2.670		
		7 x .230 x 4.500	5.800
4 x .150 x 3.000	2.311		
4 x .170 x 3.000	2.793	8 x .230 x 5.000	6.181
4 x .190 x 2.660	2.698	8 x .250 x 5.000	7.023
4 x .326 x 2.796	3.373	8 x .270 x 4.000	6.510
5 x .190 x 3.500	3.700	9 x .270 x 5.500	8.361
5 x .210 x 3.000	3.508		

## Aluminum H-Beam & Wide Flange

6061 T6 – QQA 200/8, ASTM B221, AMS 4150

<u>Size in Inches</u>	<u>lbs/ft</u>
4 x 4 x .312	4.844
5 x 5 x .312	6.629
6 x 6 x .250	7.850
8 x 8 x .313	11.200
6 x 4 x .230	4.160
6 x 6 x .240	5.400
8 x 5.250 x .230	5.900
8 x 6.500 x .245	8.320
8 x 8 x .288	10.700

**Knowledgeable Sales Staff**

# Aluminum Extruded Round Tube

6061 T6511 (QQA 200/8, ASTM B221)

<u>Size of O.D</u>	<u>Wall Thickness</u>	<u>Approx. lbs/ft</u>
1	.125	.405
	.187	.562
	.250	.693
1 1/4	.125	.520
	.188	.737
1 3/8	.125	.577
	.250	1.040
1 1/2	.125	.635
	.188	.911
	.250	1.157
	.312	1.369
1 5/8	.375	1.558
	.125	.700
	.250	1.270
1 3/4	.125	.750
	.188	1.081
	.250	1.385
	.500	2.310
2	.125	.866
	.188	1.259
	.250	1.616
	.313	1.951
2 1/4	.375	2.251
	.500	2.771
	.125	.981
	.188	1.432
	.250	1.847
	.313	2.240
2 3/8	.375	2.598
	.500	3.233
	.250	1.963
	.500	3.463
2 1/2	.125	1.097
	.188	1.606
	.250	2.078
	.313	2.528
	.375	2.944
	.500	3.695
2 5/8	.750	4.849
	.188	1.692
	.375	3.118
2 3/4	.125	1.212
	.188	1.776
	.250	2.310
	.312	2.811
	.375	3.290

**UNLIMITED**

**METALS**

## Aluminum Extruded Round Tube

---

<u>Size of O.D</u>	<u>Wall Thickness</u>	<u>Approx. lbs/ft</u>
2 3/4	.500	4.156
	.625	4.907
3	.125	1.328
	.188	1.953
	.250	2.539
	.313	3.107
	.375	3.637
	.500	4.618
	.625	5.484
3 1/2	.750	6.235
	.125	1.559
	.188	2.300
	.250	3.002
	.312	3.675
	.375	4.330
	.500	5.541
4	.750	7.620
	.125	1.790
	.188	2.647
	.250	3.463
	.312	4.251
4 1/2	.375	5.020
	.500	6.466
	.750	9.006
	1	11.084
	.125	2.020
	.188	2.996
	.250	3.924
5	.313	4.827
	.375	5.715
	.500	7.389
	.625	8.948
	.750	10.391
	.188	3.342
	.250	4.386
5 1/2	.312	5.404
	.375	6.407
	.500	8.313
	.188	3.690
6	.250	4.849
	.312	5.980
	.375	7.101
	.500	9.236
	.188	4.037
6	.250	5.311
	.312	6.560
	.375	7.793
	.500	10.159

**UNLIMITED**

**METALS**

## Aluminum Extruded Round Tube

---

<u>Size of O.D</u>	<u>Wall Thickness</u>	<u>Approx. lbs/ft</u>
6	.625	12.411
	.750	14.547
	1	18.473
6 1/2	.188	4.386
	.250	5.773
	.375	8.486
	.500	11.084
	.750	15.932
7	.250	6.234
	.375	9.179
	.500	12.007
	.750	17.318
7 1/2	.188	5.079
	.375	9.871
8	.250	7.158
	.500	13.854
9	.500	15.702
	1.500	41.563
10	.188	6.815
	.312	11.167
	.375	13.335
	.500	17.549
	.625	21.648

**UNLIMITED**

**METALS**

***Other sizes available on request.  
Supplied in full lengths or cut to your size.***



## Extruded Square Aluminum Tubing

---

6061 T6511 (QQA 200/8, ASTM B221)

6063 T53 (QQA 200/9, ASTM B221)

---

<u>Size in Inches</u>	<u>Wall Thickness</u>	<u>lbs/ft</u>
3/4 x 3/4	.062	.205
	.125	.376
1 x 1	.062	.280
	.125	.526
1 1/4 x 1 1/4	.125	.676
	.188	.939
1 1/2 x 1 1/2	.125	.825
1 5/8 x 1 5/8	.125	.882
1 3/4 x 1 3/4	.125	.974
2 x 2	.125	1.126
	.188	1.603
	.250	2.058
2 1/4 x 2 1/4	.125	1.250
	.188	1.824
	.250	2.646
2 1/2 x 2 1/2	.125	1.425
	.250	2.646
3 x 3	.125	1.706
	.188	2.487
	.250	3.234
	.375	4.631
3 1/2 x 3 1/2	.250	3.836
4 x 4	.125	2.294
	.250	4.410
	.500	8.232
5 x 5	.125	2.867
	.188	4.256
	.250	5.586
	.312	6.880
	.375	8.159
6 x 6	.125	3.455
	.188	5.140

**UNLIMITED**

**METALS**

## Extruded Square Aluminum Tubing

<u>Size in Inches</u>	<u>Wall Thickness</u>	<u>lbs/ft</u>
6 x 6	.250	6.762
	.312	8.348
	.375	9.923
	.500	12.936
	1.000	23.520
8 x 8	.188	6.909
	.250	9.114
	.375	13.451
	.500	17.640

## Aluminum Rectangular Tubing

6063 T52 (QQA 200/9)

<u>Size in Inches</u>	<u>lbs/ft</u>
1 x 1/2 x 1/8	.366
1 1/2 x 3/4 x 1/8	.588
1 1/2 x 1 x 1/8	.661
2 x 1 x 1/8	.809
2 x 1 1/2 x 1/8	.976
2 1/2 x 1 1/4 x 1/8	1.030
2 1/2 x 1 1/2 x 1/8	1.103
3 x 1 1/2 x 3/16	1.861
3 x 2 x 1/8	1.400
3 1/2 x 1 3/4 x 1/8	1.470
4 x 1 3/4 x 1/8	1.650
4 x 2 x 1/8	1.690
4 1/2 x 1 3/4 x 1/8	1.770
5 x 1 3/4 x 1/8	1.991
5 x 2 x 1/8	1.990
6 x 2 x 1/8	2.279
6 x 3 x 3/16	3.890
8 x 2 x 1/8	2.925

## Aluminum Pipe

6061 T6 (QQA 200/8, ASTM B241)

6063 T6 (QQA 200/9, ASTM B241)

<u>Nom. Size</u>	<u>Schedule</u>	<u>Wall</u>	<u>lbs/ft</u>	<u>Size O.D.</u>	<u>Size I.D.</u>	<u>6063 T6</u>
1/8	40	.068	.085	.405	.269	
1/4	40	.088	.147	.540	.364	
3/8	40	.091	.196	.675	.493	
1/2	40	.109	.294	.840	.622	x
3/4	40	.113	.391	1.050	.824	x
1	40	.133	.581	1.315	1.049	x
	80	.179	.751	1.315	.957	x
1 1/4	10	.109	.618	1.660	1.442	x
	40	.140	.786	1.660	1.380	x
	80	.191	1.037	1.660	1.278	x
1 1/2	10	.109	.714	1.900	1.682	x
	40	.145	.940	1.900	1.610	x
	80	.200	1.254	1.900	1.500	
2	10	.109	.913	2.375	2.157	x
	40	.154	1.264	2.375	2.067	x
	80	.218	1.737	2.375	1.939	x
2 1/2	10	.120	1.221	2.875	2.635	x
	40	.203	2.004	2.875	2.469	x
	80	.276	2.650	2.875	2.323	x
3	10	.120	1.483	3.500	3.260	x
	40	.216	2.621	3.500	3.068	x
	80	.300	3.547	3.500	2.900	x
4	10	.120	1.922	4.500	4.260	x
	40	.237	3.733	4.500	4.026	x
	80	.337	5.183	4.500	3.826	x
5	10	.134	2.660	5.563	5.295	x
	40	.258	5.057	5.563	5.047	x
	80	.375	7.188	5.563	4.813	
6	10	.134	3.181	6.625	6.357	x
	40	.280	6.564	6.625	6.065	x
	80	.432	9.884	6.625	5.761	
8	40	.322	9.878	8.625	7.981	x
10	40	.365	14.000	10.750	10.020	x
12	40	.406	18.520	12.750	11.938	x

**Note:** x shows these sizes also available as 6063 T6.

# Non-Heat Treatable Sheet & Plate

3003 H14 (QQA 250/2, AMS 4008)

<u>Size in Inches</u>	<u>lbs/sqft</u>	<u>Size in Inches</u>	<u>lbs/sqft</u>
.020 x 36 x 96	.285	.080 x 60 x 120	1.141
.020 x 36 x 120	.285	.080 x 60 x 144	1.141
.020 x 48 x 96	.285	.090 x 36 x 96	1.283
.025 x 36 x 96	.386	.090 x 48 x 96	1.283
.025 x 36 x 120	.386	.090 x 48 x 120	1.283
.025 x 36 x 144	.386	.090 x 48 x 144	1.283
.025 x 48 x 96	.386	.090 x 60 x 120	1.283
.025 x 48 x 120	.386	.090 x 60 x 144	1.283
.025 x 48 x 144	.386	.100 x 36 x 96	1.430
.032 x 36 x 96	.456	.100 x 48 x 120	1.430
.032 x 36 x 120	.456	.100 x 48 x 144	1.430
.032 x 48 x 96	.456	.100 x 60 x 144	1.430
.032 x 48 x 120	.456	.125 x 36 x 96	1.782
.032 x 48 x 144	.456	.125 x 36 x 120	1.782
.040 x 36 x 96	.570	.125 x 36 x 144	1.782
.040 x 36 x 120	.570	.125 x 48 x 96	1.782
.040 x 48 x 96	.570	.125 x 48 x 120	1.782
.040 x 48 x 120	.570	.125 x 48 x 144	1.782
.040 x 48 x 144	.570	.125 x 60 x 120	1.782
.040 x 60 x 144	.570	.125 x 60 x 144	1.782
.050 x 36 x 96	.713	.125 x 72 x 120	1.782
.050 x 36 x 120	.713	.160 x 48 x 144	2.280
.050 x 48 x 96	.713	.190 x 36 x 96	2.710
.050 x 48 x 120	.713	.190 x 48 x 120	2.710
.050 x 48 x 144	.713	.190 x 48 x 144	2.710
.050 x 60 x 144	.713	.190 x 60 x 96	2.710
.063 x 36 x 96	.898	.190 x 60 x 120	2.710
.063 x 36 x 120	.898	.190 x 60 x 144	2.710
.063 x 48 x 96	.898	.190 x 72 x 144	2.710
.063 x 48 x 120	.898	.250 x 36 x 96	3.564
.063 x 48 x 144	.898	.250 x 48 x 120	3.564
.063 x 60 x 144	.898	.250 x 48 x 144	3.564
.080 x 36 x 96	1.141	.250 x 60 x 144	3.564
.080 x 36 x 120	1.141	.250 x 72 x 144	3.564
.080 x 36 x 144	1.141	.375 x 48 x 144	5.400
.080 x 48 x 96	1.141	.500 x 48 x 144	7.200
.080 x 48 x 120	1.141		

**Note:** some sizes are also available in O temper.

# Non-Heat Treatable Sheet & Plate

6061 T651/T6 (QQA 250/11, AMS 4027)

<u>Size in Inches</u>	<u>lbs/sqft</u>	<u>Size in Inches</u>	<u>lbs/sqft</u>
.032 x 36 x 96	.452	.250 x 60 x 144	3.530
.032 x 48 x 120		.250 x 84 x 192	
.032 x 48 x 144		.312 x 36 x 96	4.410
.040 x 36 x 96	.565	.312 x 48 x 144	
.040 x 48 x 144		.375 x 48 x 144	5.292
.050 x 36 x 96	.706	.375 x 60 x 144	
.050 x 48 x 120		.375 x 84 x 192	
.050 x 48 x 144		.500 x 48 x 96	7.060
.050 x 60 x 144		.500 x 48 x 144	
.063 x 36 x 96	.889	.500 x 60 x 144	
.063 x 48 x 96		.500 x 84 x 192	
.063 x 48 x 120		.625 x 48 x 144	8.820
.063 x 60 x 144		.625 x 84 x 192	
.080 x 48 x 120	1.130	.750 x 48 x 144	10.600
.080 x 48 x 144		.750 x 60 x 144	
.080 x 60 x 144		.750 x 84 x 192	
.080 x 72 x 144		.875 x 48 x 144	12.350
.090 x 48 x 144	1.270	.875 x 84 x 192	
.090 x 60 x 144		1.00 x 48 x 144	14.110
.100 x 48 x 144	1.411	1.00 x 60 x 144	
.125 x 36 x 96	1.764	1.00 x 84 x 192	
.125 x 36 x 144		1.25 x 48 x 144	17.64
.125 x 48 x 96		1.25 x 60 x 144	
.125 x 48 x 120		1.25 x 84 x 192	
.125 x 48 x 144		1.50 x 48 x 144	21.200
.125 x 60 x 144		1.50 x 60 x 144	
.160 x 36 x 96	2.258	1.50 x 84 x 192	
.160 x 48 x 144		1.75 x 48 x 144	24.700
.160 x 60 x 144		1.75 x 84 x 192	
.190 x 36 x 96	2.690	2.00 x 48 x 144	28.220
.190 x 48 x 120		2.00 x 60 x 144	
.190 x 48 x 144		2.00 x 84 x 192	
.190 x 60 x 144		2.25 x 48 x 144	31.800
.190 x 60 x 180		2.25 x 84 x 192	
.190 x 72 x 144		2.50 x 48 x 144	35.300
.250 x 36 x 96	3.530	2.50 x 84 x 192	
.250 x 48 x 96		2.75 x 48 x 144	38.800
.250 x 48 x 144		2.75 x 84 x 192	
.250 x 60 x 120		3.00 x 48 x 144	42.340

**Sizes up to 12" thick available on request.**

## Cast Tool and Jig Plate

<u>Size in Inches</u>	<u>lbs/sqft</u>	<u>Size in Inches</u>	<u>lbs/sqft</u>
1/4 x 48 x 96	3.636	1 1/4 x 48 x 96	18.18
1/4 x 48 x 144		1 1/4 x 48 x 144	
1/4 x 60 x 120		1 1/4 x 60 x 144	
1/4 x 60 x 144		1 1/2 x 48 x 96	21.82
5/16 x 48 x 96	4.545	1 1/2 x 48 x 144	
5/16 x 48 x 144		1 1/2 x 60 x 144	
3/8 x 48 x 96	5.454	1 3/4 x 48 x 96	25.45
3/8 x 48 x 144		1 3/4 x 48 x 144	
3/8 x 60 x 144		1 3/4 x 60 x 144	
1/2 x 48 x 96	7.272	2 x 48 x 96	29.09
1/2 x 48 x 144		2 x 48 x 144	
1/2 x 60 x 120		2 x 60 x 144	
1/2 x 60 x 144		2 1/4 x 48 x 96	32.72
5/8 x 48 x 96	9.09	2 1/4 x 48 x 144	
5/8 x 48 x 120		2 1/4 x 60 x 144	
5/8 x 48 x 144		2 1/2 x 48 x 96	36.36
5/8 x 60 x 144		2 1/2 x 48 x 144	
3/4 x 48 x 96	10.91	2 1/2 x 60 x 144	
3/4 x 48 x 144		3 x 48 x 96	43.63
3/4 x 60 x 144		3 x 48 x 144	
7/8 x 48 x 144	12.70	3 1/2 x 48 x 96	50.90
1 x 48 x 96	14.54	3 1/2 x 48 x 144	
1 x 48 x 120		4 x 48 x 96	58.18
1 x 48 x 144		4 x 48 x 144	
1 x 60 x 144		5 x 48 x 144	72.72
		6 x 48 x 144	87.27

***All Tool & Jig Plate can be ordered in full size plates or cut to size.***

## 5086 H34 Diamond Tread Plate

ASTM B209

<u>Size in Inches</u>	<u>lbs/sqft</u>	<u>Size in Inches</u>	<u>lbs/sqft</u>
.125 x 48 x 192	1.96	.375 x 60 x 192	5.49
.188 x 48 x 192	2.94	.4375 x 60 x 144	6.31
.250 x 48 x 192	3.70	.4375 x 60 x 192	6.31
.250 x 60 x 192	3.70	.500 x 48 x 192	7.06
.312 x 48 x 192	4.59	.500 x 60 x 192	7.06
.312 x 60 x 192	4.59	.625 x 60 x 144	8.96
.375 x 48 x 144	5.49	.625 x 60 x 192	8.96
.375 x 48 x 192	5.49		

## 6061 T6 Diamond Tread Plate

ASTM B632

<u>Size in Inches</u>	<u>lbs/sqft</u>	<u>Size in Inches</u>	<u>lbs/sqft</u>
.100 x 48 x 192	1.60	.250 x 60 x 192	3.90
.125 x 48 x 144	2.00	.375 x 48 x 144	5.60
.125 x 48 x 192	2.00	.375 x 48 x 192	5.60
.125 x 60 x 144	2.00	.375 x 60 x 144	5.60
.125 x 60 x 192	2.00	.375 x 60 x 192	5.60
.188 x 48 x 144	3.00	.375 x 72 x 144	5.60
.188 x 48 x 192	3.00	.375 x 72 x 192	5.60
.188 x 60 x 144	3.00	.500 x 48 x 144	7.20
.188 x 60 x 192	3.00	.500 x 48 x 192	7.20
.250 x 36 x 144	3.90	.500 x 60 x 144	7.20
.250 x 48 x 144	3.90	.500 x 60 x 192	7.20
.250 x 48 x 192	3.90	.500 x 72 x 144	7.20
.250 x 60 x 144	3.90	.500 x 72 x 192	7.20

## 3003 Tread Bright

<u>Size in Inches</u>	<u>lbs/sqft</u>	<u>Size in Inches</u>	<u>lbs/sqft</u>
.100 x 48 x 144	1.57	.125 x 60 x 120	1.92
.100 x 48 x 192	1.57	.125 x 60 x 192	1.92
.125 x 48 x 120	1.92	.188 x 48 x 192	2.82
.125 x 48 x 144	1.92	.188 x 60 x 192	2.82
.125 x 48 x 192	1.92		

## **SHEETS**

---

**Hot Rolled**

**Cold Rolled**

**Galvanized**

**Steel, Stainless, Aluminum Gauge & Weight Data**

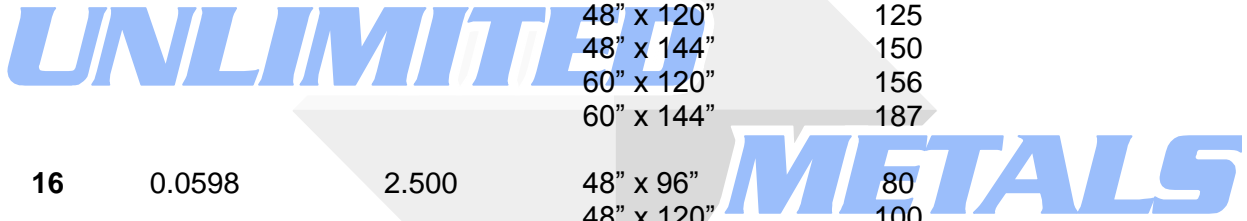




# Hot Rolled Sheets

Commercial Quality – Mill Edge

<u>Gauge</u>	<u>Decimal</u>	<u>Weight per sq. ft.</u>	<u>Sheet Size</u>	<u>Weight per Sheet</u>
10	0.1345	5.625	48" x 96"	180
			48" x 120"	225
			48" x 144"	270
			60" x 120"	281
			60" x 144"	337
11	0.1196	5.000	48" x 96"	160
			48" x 120"	200
			48" x 144"	240
			60" x 120"	250
			60" x 144"	300
12	0.1046	4.375	48" x 96"	140
			48" x 120"	175
			48" x 144"	210
			60" x 120"	218
			60" x 144"	262
14	0.0747	3.125	48" x 96"	100
			48" x 120"	125
			48" x 144"	150
			60" x 120"	156
			60" x 144"	187
16	0.0598	2.500	48" x 96"	80
			48" x 120"	100
			48" x 144"	120



***Unmatched Timely Delivery***

## Cold Rolled Sheets

ASTM A-366

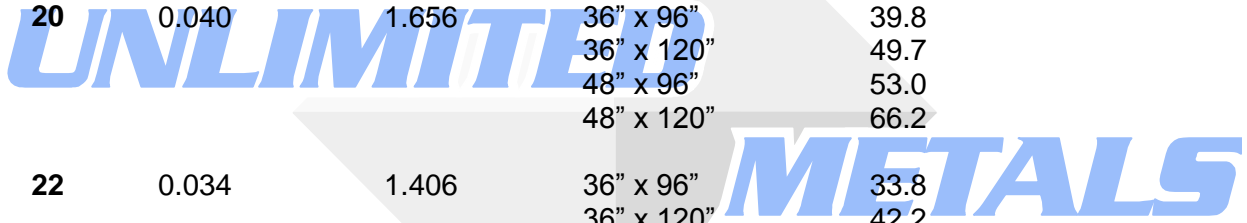
Commercial Quality – Oiled

<u>Gauge</u>	<u>Decimal</u>	<u>Weight per sq. ft.</u>	<u>Sheet Size</u>	<u>Weight per Sheet</u>
10	0.1345	5.625	48" x 96"	180.00
			48" x 120"	225.00
11	0.1196	5.000	48" x 96"	160.00
			48" x 120"	200.00
12	0.1046	4.375	48" x 96"	140.00
			48" x 120"	175.00
14	0.0747	3.125	36" x 96"	75.00
			36" x 120"	93.80
			48" x 96"	100.00
			48" x 120"	125.00
16	0.0598	2.500	36" x 96"	60.00
			36" x 120"	75.00
			48" x 96"	80.00
			48" x 120"	100.00
18	0.0478	2.000	36" x 96"	48.00
			36" x 120"	60.00
			48" x 96"	64.00
			48" x 120"	80.00
20	0.0359	1.500	36" x 96"	36.00
			36" x 120"	45.00
			48" x 96"	48.00
			48" x 120"	60.00
22	0.0299	1.250	36" x 96"	30.00
			36" x 120"	37.50
			48" x 96"	40.00
			48" x 120"	50.00
24	0.0239	1.000	36" x 96"	24.00
			36" x 120"	30.00
			48" x 96"	32.00
			48" x 120"	40.00
26	0.0179	0.780	36" x 96"	18.00
			36" x 120"	22.50
			48" x 96"	24.00
			48" x 120"	30.00
28	0.0149	0.625	36" x 96"	15.00
			36" x 120"	18.75

# Galvanized Steel Sheets

G-90

<u>Gauge</u>	<u>Decimal</u>	<u>Weight per sq. ft.</u>	<u>Sheet Size</u>	<u>Weight per Sheet</u>
10	0.138	5.781	48" x 96"	185.0
			48" x 120"	231.2
12	0.108	4.531	48" x 96"	145.0
			48" x 120"	181.2
14	0.079	3.281	48" x 96"	105.0
			48" x 120"	131.2
16	0.064	2.656	36" x 96"	63.8
			36" x 120"	79.7
			48" x 96"	85.0
			48" x 120"	106.2
18	0.052	2.156	36" x 96"	51.8
			36" x 120"	64.7
			48" x 96"	69.0
			48" x 120"	86.2
20	0.040	1.656	36" x 96"	39.8
			36" x 120"	49.7
			48" x 96"	53.0
			48" x 120"	66.2
22	0.034	1.406	36" x 96"	33.8
			36" x 120"	42.2
			48" x 96"	45.0
			48" x 120"	56.2
24	0.028	1.156	36" x 96"	27.8
			36" x 120"	34.7
			48" x 96"	37.0
			48" x 120"	46.2
26	0.022	0.906	30" x 96"	18.1
			30" x 120"	22.7
			36" x 96"	21.8
			36" x 120"	27.2
			48" x 96"	29.0
			48" x 120"	36.2
28	0.019	0.781	30" x 96"	15.6
			30" x 120"	19.5
			36" x 96"	18.8
			36" x 120"	23.4



# Galvanized Steel Sheets

---

G-90

---

<u>Gauge</u>	<u>Decimal</u>	<u>Weight per sq. ft.</u>	<u>Sheet Size</u>	<u>Weight per Sheet</u>
30	0.016	0.656	30" x 96"	13.1
			30" x 120"	16.4
			36" x 96"	15.8
			36" x 120"	19.7



***Competitive Pricing***

## Sheet Gauges

Gauge No.	<u>Steel Sheets</u>			<u>Galvanized</u>			<u>Stainless Sheet</u>			<u>Aluminum</u>		
	Weight Lbs. per Sq. Ft.	Thickness in Inches	Weight Lbs. per Sq. Ft.	Thickness in Inches	Weight Lbs. per Sq. Ft. Straight Chromium	Per Sq. Ft. Chromium Nickel	Thickness in Inches	Weight Lbs. per Sq. Ft.	Thickness in Inches	Weight Lbs. per Sq. Ft.	Thickness in Inches	
32	0.40625	0.0097	0.56250	0.0134	0.3708	0.3780	0.010	0.1121	0.00795			
31	0.43750	0.0105	0.59375	0.0142	0.4506	0.4594	0.011	0.1259	0.00893			
30	0.50000	0.0120	0.65625	0.0157	0.5150	0.5250	0.013	0.1410	0.01000			
29	0.56250	0.0135	0.71875	0.0172	0.5794	0.5906	0.014	0.1593	0.01130			
28	0.62500	0.0149	0.78125	0.0187	0.6438	0.6562	0.016	0.1777	0.01260			
27	0.68750	0.0164	0.84375	0.0202	0.7081	0.7218	0.017	0.2002	0.01420			
26	0.75000	0.0179	0.90625	0.0217	0.7725	0.7875	0.019	0.2242	0.01590			
25	0.87500	0.0209	1.03125	0.0247	0.9013	0.9187	0.022	0.2524	0.01790			
24	1.00000	0.0239	1.15625	0.0276	1.0300	1.0500	0.025	0.2834	0.02010			
23	1.12500	0.0269	1.28125	0.0306	1.1587	1.1813	0.028	0.3187	0.02260			
22	1.25000	0.0299	1.40625	0.0336	1.2875	1.3125	0.031	0.3567	0.02530			
21	1.37500	0.0329	1.53125	0.0366	1.4160	1.4437	0.034	0.4019	0.02850			
20	1.50000	0.0359	1.65625	0.0396	1.5450	1.5750	0.038	0.4512	0.03200			
19	1.75000	0.0418	1.90625	0.0456	1.8025	1.8375	0.044	0.5062	0.03590			
18	2.00000	0.0478	2.15625	0.0516	2.0600	2.1000	0.050	0.5682	0.04030			
17	2.25000	0.0538	2.40625	0.0575	2.3175	2.3625	0.056	0.6387	0.04530			
16	2.50000	0.0598	2.62625	0.0635	2.5750	2.6250	0.063	0.7163	0.05080			
15	2.81250	0.0673	2.96875	0.0710	2.8968	2.9531	0.070	0.8051	0.05710			

## Sheet Gauges

Gauge No.	<u>Steel Sheets</u>			<u>Galvanized</u>			<u>Stainless Sheet</u>			<u>Aluminum</u>		
	Weight Lbs. per <u>Sq. Ft.</u>	Thickness in <u>Inches</u>	Weight Lbs. per <u>Sq. Ft.</u>	Thickness in <u>Inches</u>	Wt. Lbs. Straight <u>Chromium</u>	Per Sq. Ft. <u>Chromium</u>	Per Sq. Ft. <u>Nickel</u>	Thickness in <u>Inches</u>	Weight Lbs. per <u>Sq. Ft.</u>	Thickness in <u>Inches</u>	Weight Lbs. per <u>Sq. Ft.</u>	Thickness in <u>Inches</u>
14	3.12500	0.0747	3.28125	0.0785	3.2187	3.2812	3.2812	0.078	0.9038	0.06410	0.9038	0.06410
13	3.75000	0.0897	3.90625	0.0934	3.8625	3.9375	3.9375	0.094	1.0150	0.07200	1.0150	0.07200
12	4.37500	0.1046	4.53125	0.1084	4.5063	4.5937	4.5937	0.109	1.1390	0.08080	1.1390	0.08080
11	5.00000	0.1196	5.15625	0.1233	5.1500	5.2500	5.2500	0.125	1.2790	0.09070	1.2790	0.09070
10	5.62500	0.1345	5.78125	0.1382	5.7937	5.9062	5.9062	0.141	1.4370	0.10190	1.4370	0.10190
7	7.50000	0.1793							2.0350	0.14430	2.0350	0.14430

*Phone us to check sizes and availability for fast friendly service!*

# **PLATES**

---

**Definition of Common Grades**

**Hot Rolled**

**Checker (Floor Plate)**



# Definition of Common Grades

---

## Mild Steel

No minimum physical qualities specified. For non-critical applications. Easily welded and formed. Also called Max.33, Black plate, Boiler plate or just Hot Rolled.

## A.S.T.M., A-36

Most widely used general purpose steel, **36,000 P.S.I. minimum yield strength**. Readily sheared, flame cut, formed or welded using good shop or field practices.

## G40.21-44W

Most common grade for structural uses and welded construction with **a minimum yield strength of 44,000 P.S.I.** Can be sheared, flame cut, formed or welded using good shop or field practices.

## G40.21-50W

Same as 44W with **yield strength improved to 50,000 P.S.I.**

## G40.21-50A

Low alloy steel with **minimum 50,000 P.S.I. yield** and improved atmospheric corrosion resistance. Similar to **A.S.T.M., A-242**.

## Abrasion Resisting

Wear resistance approx. twice that of mild steel with **yield strength of 60,000 P.S.I.** In shear cutting, the capacity rating of the shear would be discounted approximately 40%. Flame cuts easily but will flame harden the edges. Extreme care should be used in any forming procedures.

## Quenched & Tempered, 100,000 Min. Yield

Heat treated alloy plate with **100,000 P.S.I. min. yield strength**. Provides wear resistance roughly three times that of mild steel and has excellent low temperature toughness. Requires care when welding or forming.

## Pressure Vessel Quality

### A285 Grade C

Plate of low to intermediate tensile strength for pressure vessels. **Minimum yield strength of 30,000 P.S.I. and tensile strength of 55,000 to 75,000 P.S.I.** Easily sheared, flame cut, formed and welded using good shop practices.

### A515 Grade 70 and A516 Grade 70

**A515** is intended for intermediate and high temperature service in boilers and other pressure vessels.

**A516** is used in pressure vessels at temperatures where improved notch toughness is important.

**Minimum yield strength for both A515 & A516 is 38,000 P.S.I. with tensile strength of 70,000 to 90,000 P.S.I.**



**A.S.T.M. A242 Type 1**

Often called up by one of its trade names (ie. Cor-Ten A, Stelcoloy or Dofascoloy) has approx. four times the atmospheric corrosion resistance of mild steel.

Minimum yield strength is 50,000 P.S.I. and is weldable using practices for the grade and intended service.

The logo for UNLIMITED METALS features the words "UNLIMITED" and "METALS" in a bold, blue, italicized sans-serif font. The text is set against a background of a large, light gray diamond shape that is divided into four quadrants by a vertical and a horizontal line. The diamond has a subtle gradient and a slight shadow effect.

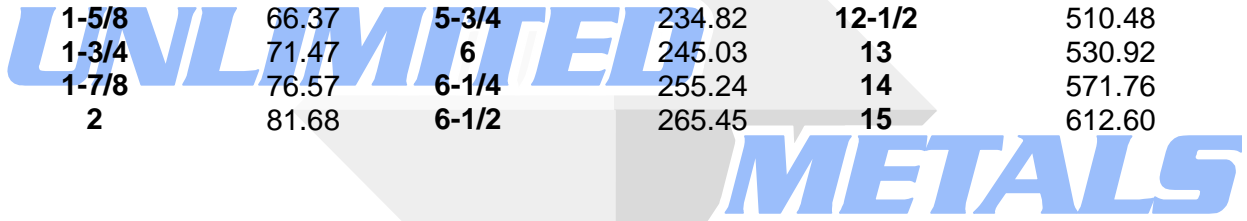
***UNLIMITED***  
***METALS***

***If you require more information regarding grades and specifications, please inquire!***

# Hot Rolled Steel Plates

## Theoretical Weight

Size in Inches	Wt. per Sq. Ft.	Size in Inches	Wt. per Sq. Ft.	Size in Inches	Wt. per Sq. Ft.
3/16	7.66	2-1/8	86.78	6-3/4	275.66
1/4	10.21	2-1/4	91.89	7	285.87
5/16	12.76	2-3/8	96.99	7-1/4	296.08
3/8	15.31	2-1/2	102.10	7-1/2	306.29
7/16	17.87	2-5/8	107.20	7-3/4	316.50
1/2	20.42	2-3/4	112.31	8	326.71
9/16	22.97	2-7/8	117.41	8-1/4	336.92
5/8	25.52	3	122.52	8-1/2	347.13
11/16	28.08	3-1/4	132.72	8-3/4	357.34
3/4	30.63	3-1/2	142.93	9	367.55
13/16	33.18	3-3/4	153.14	9-1/4	377.76
7/8	35.73	4	163.35	9-1/2	387.97
15/16	38.29	4-1/4	173.56	9-3/4	398.18
1	40.84	4-1/2	183.77	10	408.38
1-1/8	45.94	4-3/4	193.98	10-1/2	428.80
1-1/4	51.05	5	204.19	11	449.24
1-3/8	56.15	5-1/4	214.40	11-1/2	469.66
1-1/2	61.26	5-1/2	224.61	12	490.08
1-5/8	66.37	5-3/4	234.82	12-1/2	510.48
1-3/4	71.47	6	245.03	13	530.92
1-7/8	76.57	6-1/4	255.24	14	571.76
2	81.68	6-1/2	265.45	15	612.60



## Steel Plates

### Thickness

Size	3/16	1/4	5/16	3/8
48" x 96"	245.03	326.72	408.40	190.08
48" x 120"	306.30	408.40	510.50	612.60
48" x 144"	367.56	489.60	612.60	735.12
60" x 120"	382.90	510.50	638.10	765.70
60" x 144"	459.48	612.60	765.60	918.84
60" x 240"	765.80	1021.00	1276.20	1531.40
72" x 120"	459.40	612.60	765.70	918.90
72" x 144"	551.28	735.12	918.72	1102.68
72" x 240"	918.80	1225.20	1531.40	1837.80
96" x 120"	612.60	816.80	1021.00	1225.20
96" x 144"	735.36	980.16	1224.96	1470.72
96" x 240"	1225.20	1633.60	2042.00	2450.40

	1/2	5/8	3/4	7/8
48" x 96"	653.44	816.80	980.16	1143.44
48" x 120"	816.80	1021.00	1225.20	1429.30
48" x 144"	980.16	1225.20	1470.24	1715.04
60" x 120"	1021.00	1276.20	1531.40	1786.68
60" x 144"	1225.20	1531.20	1837.80	2143.80
60" x 240"	2042.00	2552.40	3062.80	3573.36
72" x 120"	1225.20	1531.40	1837.70	2144.00
72" x 144"	1470.24	1837.44	2205.36	2572.56
72" x 240"	2450.40	3062.80	3675.40	4288.00
96" x 120"	1633.50	2041.90	2450.30	2858.70
96" x 144"	1960.32	2449.92	2940.48	3430.08
96" x 240"	3267.00	4083.80	4900.60	5717.40

	1"	1-1/8"	1-1/4"	1-3/8"
48" x 96"	1306.80	1470.08	1633.52	1796.80
48" x 120"	1633.50	1837.70	2041.90	2246.00
48" x 144"	1960.32	2205.12	2450.40	2695.20
60" x 120"	2041.90	2297.16	2552.40	2807.50
60" x 144"	2450.40	2756.40	3063.00	3369.00
60" x 240"	4083.80	4594.32	5104.80	5615.00
72" x 120"	2450.30	2756.60	3062.90	3369.20
72" x 144"	1940.48	3307.68	3672.60	4042.80
72" x 240"	4900.60	5513.20	6125.80	6738.40
96" x 120"	3267.10	3675.50	4083.80	4492.20
96" x 144"	3920.64	4410.24	4900.80	5390.40
96" x 240"	6534.20	7351.00	8167.60	8984.40

**Wide Variety of In-Stock Products**

# Steel Plates

## Thickness

Size	1-1/2"	1-5/8"	1-3/4"	1-7/8"
48" x 96"	1960.24	2123.52	2286.96	2450.30
48" x 120"	2450.30	2654.40	2858.70	3062.88
60" x 120"	3062.90	3318.12	3573.36	3828.60
60" x 240"	6125.80	6636.24	7146.72	7657.20
72" x 120"	3675.50	3981.74	4288.00	4594.32
72" x 240"	7351.00	7963.48	8576.00	9188.64
96" x 120"	4900.60	5309.00	5717.40	6125.76
96" x 240"	9801.20	10618.00	11434.80	12251.52

Size	2"	2-1/4"	2-1/2"	2-3/4"
48" x 96"	2613.76	2940.48	3267.20	3593.92
48" x 120"	3267.10	3675.46	4083.84	4492.22
60" x 120"	4083.80	4594.50	5104.80	5615.28
60" x 240"	8167.60	9189.00	10209.60	11230.56
72" x 120"	4900.60	5513.20	6125.80	6735.34
72" x 240"	9801.20	11026.40	12251.60	13476.68
96" x 120"	6534.10	9350.90	8167.70	8984.40
96" x 240"	13068.20	14701.80	16335.40	17968.80

Size	3"	3-1/2"	4"	4-1/2"
48" x 120"	4900.61	5717.20	6534.10	7350.80
60" x 120"	6125.76	7146.50	8167.50	9188.50
60" x 240"	12251.52	14293.00	16335.00	18377.00
72" x 120"	7350.90	8575.80	9801.00	11026.20
72" x 240"	14701.80	17151.60	19602.00	22052.40
96" x 120"	9801.20	11434.80	13068.30	14701.80
96" x 240"	19602.40	22869.60	26136.60	29403.60

Size	5"	5-1/2"	6"	8"
48" x 120"	8167.70	8984.40	9801.20	13068.40
60" x 120"	10209.60	11230.50	12251.50	16335.50
60" x 240"	20419.20	22461.00	24503.00	32671.00
72" x 120"	12251.50	13476.60	14701.80	19602.40
72" x 240"	24503.00	26953.20	29403.60	39204.80
96" x 120"	16335.40	17968.90	19602.40	26136.60
96" x 240"	32670.80	35937.80	39204.80	52273.20

## Steel Checker Plate

Thickness in Inches	14 ga.	12 ga.	1/8"	3/16"	1/4"	5/16"	3/8"	1/2"
Lbs. per Sq. Ft.	<u>3.52</u>	<u>4.79</u>	<u>6.15</u>	<u>8.70</u>	<u>11.26</u>	<u>13.15</u>	<u>16.75</u>	<u>21.45</u>
<b>48" x 96"</b>	113	154	197	279	361	421	536	687
<b>48" x 120"</b>	141	192	246	348	451	526	670	858
<b>48" x 144"</b>	169	230	296	418	541	632	804	1030
<b>60" x 120"</b>	N/A	N/A	308	435	563	658	838	1073
<b>60" x 240"</b>	N/A	N/A	616	870	1126	1316	1676	2146
<b>72" x 120"</b>	N/A	N/A	N/A	522	676	790	1005	1287
<b>72" x 240"</b>	N/A	N/A	N/A	1044	1352	1579	2010	2574
<b>96" x 240"</b>	N/A	N/A	N/A	1392	1802	2104	2680	3432

**Call us for full plates or cut to size!**

## **INFORMATION**

---

**Imperial to Metric Conversion Tables**

**Inches Converted to Decimals of a Foot**

**Units for Approximate Weights in Pounds of Various Metals**



## Imperial and Metric Equivalents

### Length

<u>Unit</u>	<u>Millimeters</u>	<u>Centimeters</u>	<u>Meters</u>	<u>Inches</u>	<u>Feet</u>	<u>Yards</u>
1 Millimeter =	1	0.10	0.001	0.03937	0.00328100	0.00109400
1 Centimeter =	10	1	0.010	0.3937	0.03281	0.01093600
1 Meter =	1000	100	1	39.370	3.28083	1.09361
1 Inch =	25.4	2.54	0.0254	1	0.08333300	0.02777800
1 Foot =	304.8	30.48	0.3048	12	1	0.33333300
1 Yard =	914.4	91.44	0.9144	36	3	1

### Weight

<u>Unit</u>	<u>Grams</u>	<u>Ounces</u>	<u>Pounds</u>	<u>Kilograms</u>
1 Gram =	1	0.03527400	0.00220500	0.001
1 Ounce =	28.3495	1	0.0625	0.02835
1 Pound =	453.592	16	1	0.45359200
1 Kilogram =	1000	35.274	2.20462	1

## Imperial and Metric Equivalents

### Area

<u>Unit</u>	<u>Square Inches</u>	<u>Square Feet</u>	<u>Square Yards</u>	<u>Square Meters</u>
1 Square Foot =	144	1	0.1111	0.0929
1 Square Yard =	1,296	9	1	0.83613
1 Square Meter =	1,550	10.7639	1.19599	1
1 Square Rod =	39,204	272.250	30,250	25.293
1 Are =	155,000	1,076.39	119,599	100
1 Acre =	6,272,640	43,560	4,840	4,046.85
1 Square Mile =		27,878,400	3,097,600	2,589,984
(640 Acres)		10,763,867	1,195,985	1,000,000
1 Square Kilometer =				



## Inches Converted to Decimal Parts of a Foot

<u>Inches</u>	<u>Decimal</u>	<u>Inches</u>	<u>Decimal</u>	<u>Inches</u>	<u>Decimal</u>
0	0.0000	4	0.3333	8	0.6667
1/8	0.0104	4-1/8	0.3437	8-1/8	0.6771
1/4	0.0208	4-1/4	0.3542	8-1/4	0.6875
3/8	0.0313	4-3/8	0.3646	8-3/8	0.6979
1/2	0.0417	4-1/2	0.3750	8-1/2	0.7083
5/8	0.0521	4-5/8	0.3854	8-5/8	0.7188
3/4	0.0625	4-3/4	0.3958	8-3/4	0.7292
7/8	0.0729	4-7/8	0.4062	8-7/8	0.7396
1	0.0833	5	0.4167	9	0.7500
1-1/8	0.0937	5-1/8	0.4271	9-1/8	0.7604
1-1/4	0.1042	5-1/4	0.4375	9-1/4	0.7708
1-3/8	0.1146	5-3/8	0.4479	9-3/8	0.7813
1-1/2	0.1250	5-1/2	0.4583	9-1/2	0.7917
1-5/8	0.1354	5-5/8	0.4688	9-5/8	0.8021
1-3/4	0.1458	5-3/4	0.4792	9-3/4	0.8125
1-7/8	0.1562	5-7/8	0.4896	9-7/8	0.8229
2	0.1667	6	0.5000	10	0.8333
2-1/8	0.1771	6-1/8	0.5104	10-1/8	0.8437
2-1/4	0.1875	6-1/4	0.5208	10-1/4	0.8542
2-3/8	0.1979	6-3/8	0.5313	10-3/8	0.8646
2-1/2	0.2083	6-1/2	0.5417	10-1/2	0.8750
2-5/8	0.2188	6-5/8	0.5521	10-5/8	0.8854
2-3/4	0.2292	6-3/4	0.5625	10-3/4	0.8958
2-7/8	0.2396	6-7/8	0.5729	10-7/8	0.9062
3	0.2500	7	0.5833	11	0.9167
3-1/8	0.2604	7-1/8	0.5937	11-1/8	0.9271
3-1/4	0.2708	7-1/4	0.6042	11-1/4	0.9375
3-3/8	0.2813	7-3/8	0.6146	11-3/8	0.9479
3-1/2	0.2917	7-1/2	0.6250	11-1/2	0.9583
3-5/8	0.3021	7-5/8	0.6354	11-5/8	0.9688
3-3/4	0.3125	7-3/4	0.6458	11-3/4	0.9792
3-7/8	0.3229	7-7/8	0.6562	11-7/8	0.9896

**12 = 1Foot**

***Extended Service Hours***

## Units for Approximate Weights in Pounds of Various Metals

---

### **IRON**

Multiply contents in cubic inches by .2777.

### **STEEL**

Multiply contents in cubic inches by .2836.

### **COPPER**

Multiply contents in cubic inches by .32118.

### **BRASS**

Multiply contents in cubic inches by .3112.

### **LEAD**

Multiply contents in cubic inches by .41015.

### **ZINC**

Multiply contents in cubic inches by .25318.

### **TIN**

Multiply contents in cubic inches by .26562.

### **ALUMINUM**

Multiply contents in cubic inches by .09375.

### **BAR STEEL**

Find area in inches of one end, multiply by ten and divide by three to weight in pounds per lineal foot.

**UNLIMITED**

**METALS**